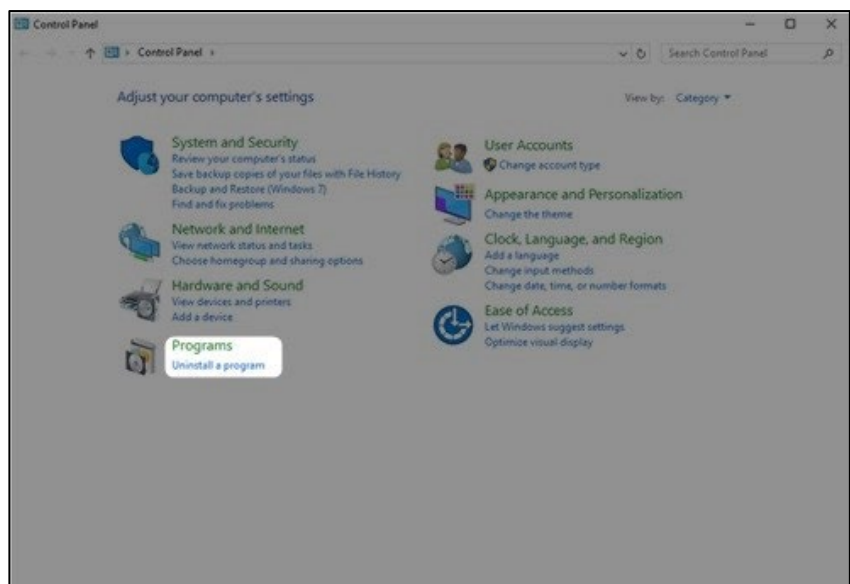


Uninstalling the Application for Windows Users

This section will show you how to uninstall DSB. Although restarting your device after the uninstallation process is not a requirement, it is advisable to do so in order to ensure a clean procedure.

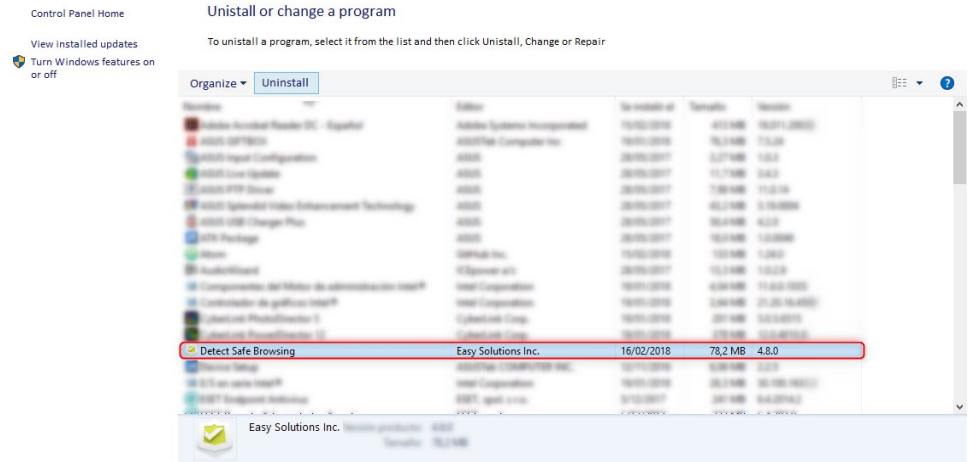
General Mode

1. Go to the *Control Panel* and then click on *uninstall program* at the *programs* section.

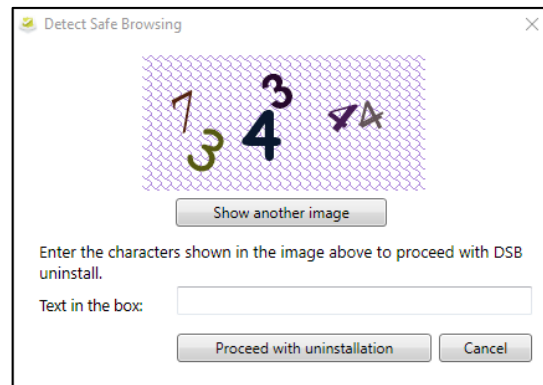


2. Select Detect Safe Browsing from the list and then click on *uninstall*.

Uninstalling the Application



DSB uninstalling process will require confirmation from the user through a CAPTCHA mechanism.



3. Once the uninstallation is finished, it is recommended to restart your computer to finish cleaning up Detect Safe Browsing configuration files.

